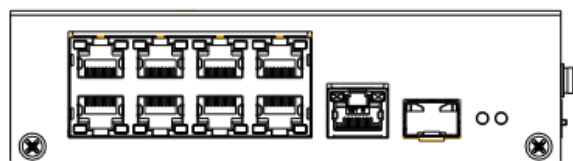

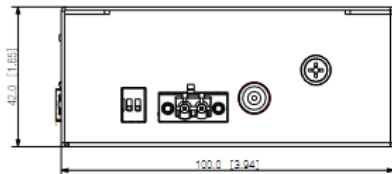




Switch industriale

Switch di rete industriale su barra DIN con 8 porte 10/100Mbps, porta 1 e 2 con Hi-PoE 90W max, 8 porte PoE autosensing, funzione Extended Poe fino a 250 mt con telecamere Pixvideo, 1 porta 1.000 Mbps, 1 porta SFP, alimentazione 53Vdc (totale massimo 96W), funzione Watchdog, con alimentatore in dotazione. Supporta il backup a doppia alimentazione. (150.0x100.0x42.0mm)

PIXVIDEO



CARATTERISTICHE TECNICHE

Technical Specification

Model	ACE082PD
General	
Data Transmission Port	Port 1–8: 8 × RJ-45 10/100 Mbps (PoE) Port 9: 1 × RJ-45 10/100/1000 Mbps (uplink) Port 10: 1 × SFP 1000 Mbps (uplink)
Power Supply	48 V–57 V DC
Operating Temperature	–30 °C to +65 °C (–22 °F to +149 °F)
Operating Humidity	5% – 95% (RH)
Power Consumption	Idling: 3 W Full load: 96 W
Capacity	7.6 Gbps
Packet Forwarding Rate	4.17 Mbps
Packet Buffer Memory	1 Mbit
MAC Table Size	8K
Communication Standard	IEEE802.3/IEEE802.3u/IEEE802.3X/IEEE 802.3ab/IEEE 802.3z
PoE Standard	IEEE802.3af/ IEEE802.3at/ Hi-PoE/ IEEE802.3bt
PoE Power	Port 1-2 ≤ 90 W, Port 3-8 ≤ 30W, total ≤ 96 W
Power Consumption Management	Yes
PoE Pin Assignment	1, 2, 4, 5 (V+), 3, 6, 7, 8 (V-)
Long Distance PoE	250 m (820.21 ft) long distance PoE transmission
Lightning Protection	Air discharge: 8 kV Contact discharge: 6 kV
ESD Protection	Common mode: 4 kV Differential mode: 2 kV
Net Weight	0.54 kg (1.03lb)
Product Dimensions	150 mm × 100 mm × 42 mm (7.48" × 3.94" × 1.65")